

## ARCHERY CLUB OBJECTIVES

Members will learn about the history, mechanics, equipment and techniques of archery. They will practice techniques to improve their marksmanship. They will also learn good sportsmanship.

## RULES AND REQUIREMENTS FOR EXHIBITION

1. All participants must be active members of a 4-H archery or shooting sports club in Somerset County and have met the guidelines for competition as outlined by the 4-H Office.
2. All club and range rules will be in effect for the duration of the Fair. See club rules sheet for more details.
3. To be eligible for competition at the Fair, each member must be in good standing as defined by club by-laws. They submit a completed record book **BEFORE** the competition begins. In addition, members must participate in **one** of the following activities: Arts/Science Tent Set-Up, set-up of the club display, Arts/Science Tent take-down. Members are expected to help with set-up and take-down of the range on the day of the competition.
4. Archers must register themselves and any non-club equipment that they intend to use no less than 15 minutes before the competition is scheduled to begin. The leaders may disqualify any equipment that is deemed inappropriate. Club equipment will be available for use.
5. An official 4-H Permission form **MUST** be completed and submitted at registration.
6. The competition is scheduled to begin at 10:00 AM on the Friday of Fair. The range will be open at 9:00 for registration and practice. All practice will cease at 9:45. The competition will be rescheduled in the event of inclement weather.
7. Archers will shoot two ends of six arrows in each of two competitions.  
Competition #1 – Short Range (30 m for Juniors, 40 m for Seniors)  
Standard 122 cm range targets will be used and scored at the end of each end. Arrows that miss the target will be awarded 0 points. Results will be calculated as a total of both ends.  
Competition #2 – Long Range (40 m for Juniors, 50m for Seniors)  
Standard 122 cm range targets will be used and scored at the end of each end. Arrows that miss the target will be awarded 0 points. Results will be calculated as a total of both ends.
8. A Grand Champion and Reserve Champion will be determined for the Junior and Senior Divisions. The winners will be determined by adding the results from the two competitions. A participant must have qualified for two blue flat ribbons (as defined below) in each competition to be eligible for a blue rosette.

## CLASSES AND AWARDS

Archers will compete in one of two divisions.

Junior: all members in grades 5-8.

Senior: all members in grades 9-13.

If there is a need and available time, a non-scored shoot may be scheduled for members who are ineligible for competition. Participants will only be eligible for green Participation ribbons.

The divisions will be divided into two classes each.: one for recurve and longbows and a separate class for compound bows (including Genesis bows).

A Danish System will be used to award flat ribbons. When all scoring for all the events has been completed, the following awards will be given:

### **Short Range Competition**

#### **All Divisions**

> 36 pts. = Blue Ribbon

12 - 35 pts. = Red Ribbon

< 12 pts. = Yellow Ribbon

No Score = Green Ribbon (Participation)

### **Long Range Competition**

#### **All Divisions**

> 30 pts. = Blue Ribbon

6 - 29 Pts = Red Ribbon

< 6 pts = Yellow Ribbon

No Score = Green Ribbon (Participation)

### **Grand Champion Archer Competition**

Blue Rosette for Grand Champion and Red Rosette for Reserve Champion

# BEEF

## OBJECTIVES

Members learn about the proper care and responsibility of raising beef cattle. The project also encourages members to learn the correct way to handle beef cattle in and out of the show ring.

## REQUIREMENTS FOR PROJECT COMPLETION

1. Raise or lease and show a beef animal.
2. Member must have been registered in the Somerset County 4-H Program as of January 1
3. Attend 70% of club meetings.
4. Present either a club or county public presentation. (If a member participates in a county judging team, dairy or livestock, they may be excused from the presentation at the leader's discretion.)
5. Member must participate in a community Service project
6. Participate in 4-H Holiday Wreath Sale and/or 4-H Yearbook & Catalog Ad Sale.

Members must choose at least one of the following:

Sell at least one Wreath and at least one Ad.

Sell two or more Wreaths

Sell two or more ads

7. Participate in preparation of club fair display and fair set up.
8. Complete a project record book to be turned in Tuesday, prior to the fair, as instructed by the division chairperson.

## RULES FOR EXHIBITION

1. Entry forms must be completed and filed with the division chairperson no later than **August 1st**.
2. All animals must be purchased before May 1<sup>st</sup>. All lease forms must be on file in the county 4-H Office by May 1<sup>st</sup>. (This is a State 4-H Rule and cannot be changed.)
3. The Division chairperson has the right to refuse or remove any animal that appears unruly. Any animal that appears unhealthy may be subject to veterinarian inspection at the discretion of the division chairperson. All animals for exhibition will be required to go through the veterinarian inspection at the 4-H Center the Tuesday evening before the Fair.
4. Exhibitors will be required to furnish their own bedding, hay, and feed. Exhibitors will feed and care for their own animals. During the hours the fair is open, each exhibitor will have day-time herdsman duty as assigned by the Division Chairperson. If the day time herdsman duty is not completed as per the division chairperson's requirements, then the exhibitor will not be able to show in the division the following year.
5. Each animal will be haltered with a strong rope halter and a neck rope at all times when the animal is in the stalling area. The Division Chairperson reserves the right to exclude unmanageable animals. Nervous animals requiring supervision will be the responsibility of the exhibitor and will require the exhibitor's constant attendance during the hours the fair is open to the public.
6. Exhibitors shall be neatly dressed when exhibiting and wear blue jeans and a dress or western style shirt.
7. In order to be eligible to show, a member must not have more than three unexcused absences from regular club meetings during the 4-H year.
8. 4-H club members must have project record books up to date and turned in to club leader Tuesday evening, prior to the opening of the fair.
9. All entries must be on the grounds Tuesday evening prior to the opening of the fair. Entries must comply with the State health regulations distributed by the Department of Agriculture each spring.

10. Only members may participate in preparing and fitting animals, especially the day of judging. Outside help from parents and friends may only be given to ensure the safety of 4-H members. Outside help may subject the entrant to disqualification, at the discretion of the Division Chairperson.

11. All animals must be well halter broken and able to lead. Beef animals must be used to show stick.

12. All animals must be clipped during the week prior to the fair. Under no circumstances shall an animal be allowed on the fairgrounds without being clipped. The only exception shall be if a member wants to do a clipping presentation for fairgoers. In this situation, the division chairperson shall be notified one (1) month prior to the fair. Touch up clipping is permissible.

13. No animal shall be allowed on the fairgrounds with manure caked on it. If an animal becomes dirty during the fair, it shall be cleaned as quickly as possible. All animals **must** be cleaned and provided fresh bedding before the opening of the fair every morning.

### **CLASSES**

1. Steers (must exhibit the predominant characteristics of the breed in which they are entered)

2. Heifers

3. Cow/Calf

4. Dry Cows

5. Bulls- under 1 year of age as part of a cow calf pair may be shown. Bulls over 1 year of age may not be shown in any 4-H Shows.

Animals will be judged separately from Showmanship.

Classes will be assigned after all entries are registered.

### **SHOWMANSHIP**

1. Junior (members 4<sup>th</sup> grade thru 8<sup>th</sup> grade on day of show)

2. Senior (members 9<sup>th</sup> grade and above on day of show)

### **FITTING**

1. Junior (members 4<sup>th</sup> grade thru 8<sup>th</sup> grade on day of show)

2. Senior (members 9<sup>th</sup> grade and above on day of show)

### **AWARDS**

Grand Champions – Rosette

Reserve Champions – Rosette

All other classes will receive ribbons for 1<sup>st</sup>-6<sup>th</sup> place.

## **DIVISION – BEEKEEPING**

### **OBJECTIVES**

*Members will learn about honey bees, bee products, hives and basic beekeeping technique*

### **REQUIREMENTS FOR PROJECT COMPETITION**

· Members will attend 70% of club meetings, have dues paid in full and give a public presentation in accordance with 4-H requirements: <http://someset.njaes.rutgers.edu/4h/PublicPresentations.html>.

Members must fulfill the Requirements to Compete for 4-H Members:  
<http://someset.njaes.rutgers.edu/4h/fairexhibitorguide.html>

Members and family must help club fund raising (if applicable).

· All projects are responsibility of member; the 4H or its volunteers are not responsible for lost or damaged entries.

### **RULES FOR EXHIBITION**

1. Members must be registered in the beekeeping club by January 1<sup>st</sup> to compete.
2. Members must manage their own hive by June 14<sup>th</sup> (for entries in class 1 through 9)
3. Deadline for fair entries, record book and other items relating to the competition is the Sunday before the fair starts.
4. Members may enter only one entry in each exhibition class.
5. Members must complete a 4-H record book. Members with hives must track and log the progress of their hive(s) in their record book.
6. No honey or product shall be accepted from diseased hives.
7. Hives must be registered with the State of New Jersey and maintained in accordance with the New Jersey Department of Agriculture's Best Management Practices for Beekeepers in Populated Area:  
<http://www.nj.gov/agriculture/divisions/pi/pdf/beeguidelines.pdf> .
8. Members and volunteers are asked to wear white, green (without writing or graphics) or 4H shirts while at the Fair
9. Each entry must be labeled with member name, age, school grade, club and email.
10. Prep members (K – 4th grade) and members registered after January 1st may enter for judge's commentary and participation recognition.

### **CLASSES**

The Division Chairperson has the authority to add, delete and/or combine classes in accordance with the number of entries or unforeseen circumstances.

### **EXTRACTED HONEY DIVISION**

- *All entries should be in glass 1lb Queenline or Gamber Classic honey jars. 1<sup>st</sup> & 2<sup>nd</sup> year beekeepers may submit a sample of at least 4oz.*
- *Water content above 18.6% will be disqualified*
- *Honey must be from a member's hive.*

- *Jars should be clearly labeled with member's name, town, and contact information (phone number or email address).*

**Class 1 Water white, Extra white, White and Extra Light Amber**

**Class 2 Light Amber    Class 3 Amber    Class 4 Dark Amber & Dark**

**HONEY COMB / SPREADS DIVISION**

**Class 5 Sections** - One box or round section or cut comb

**Class 6 Creamed Honey** - One cylindrical or square, clear glass or plastic 8+ oz. jars

**Class 7 Chunk Honey** - One cylindrical or square, clear glass or plastic 8+ oz. jars

**Class 8 Frame of Honey**

- 1 frame of capped honey; from a member's hive. Removal date should be noted.

**BEESWAX DIVISION**

**Class 9 Beeswax**

- Single block - 1lb (1<sup>st</sup> and 2<sup>nd</sup> year beekeepers may submit a sample of at least 4oz)
- Must use wax from member's hive

**Class 10 Jar Candle**

- One beeswax candle in a glass jar

**Class 11 Taper Candles**

- One pair, poured or dipped, pure beeswax (6", 8", 10" or 12")

**Class 12 Votive**

- One pair molded pure beeswax candle

**Class 13 Novelty beeswax**

- A single or coordinated set of any size, shape pure beeswax; No wicks & less than 2 lbs.

**Class 14 Novelty Candles**

- A single or coordinated set, any size, any shape, and pure beeswax
- Must have a wick, less than 2 lbs. May be decorated or painted

**TOOLS & INNOVATION DIVISION**

**Class 15 Beekeeping Tools & Equipment**

- A tool or piece or set of equipment used by bees or beekeepers, made by the member.

**COSMETICS DIVISION**

*Submit with recipe- recipe must contain beeswax*

**Class 16 Hand Cream/lotion**

- One Jar of cream ~2oz - 6oz or One Lotion Bar 1oz to 4oz

**Class 17 Soap (Bars or Molded)**

- Three bars or uniform molded soaps 2-4 oz. each

**Class 18 Lip Balm**

- Three jars, tins or tubes at least .25 oz. each (uniform jar size and fill)

**Class 19 Saddle Soap or Leather Polish** - One 2 to 8oz jar or tin**PREPARED FOOD DIVISION**

- *Pre-register by the club meeting in July.*
- *Bring entries to the 4-H Center for judging, (see open food division judging)*
- *At the competition entries must be submitted with 3 typed copies of the recipe.*
- *Entries must be submitted / served in dishware suitable for sampling.*
- *All recipes must have a minimum: 1 teaspoon of honey per serving (except baked goods).*

**Class 20 Baked Good**

- Recipe must use at least 3 tablespoons of honey.

**Class 21 Grilled / Roasted / Seared or Smoked Food**

- Honey must be used as a glaze or in the marinade.
- Meat not required, may use vegetable or fruit as primary ingredient.

**Class 22 Non-cooked food (Example Salad with honey in dressing)****Class 23 Beverage (Nonalcoholic)****DISPLAY & PUBLIC EDUCATION DIVISION****Class 24 Three Dimensional Sculpture or Craft (in any medium)**

- Must relate to bees or beekeeping, no more than 30 lbs.
- The topic must be eye catching and artistic, no larger than 36"x 36" x 42".

**Class 25 Photography Portfolio**

- Must relate to beekeeping; can be close-up, scenic or a portrait. No microscope photos.
- Entries must be a set of 4 to 8 pictures 5"x7"s or 8x10"s
- Entries must be displayed in a notebook or photo book.
- Entries must be taken by the member or have the member in the photo.
- Each photo must be labeled with the date taken and type of camera. Focus stacking is allowed.

**Class 26 Poster or Collage or Mural or Tapestry or Quilt**

- Must relate to beekeeping and show a theme or primary topic, no more than 30 lbs.

- The topic must be clear; posters must be educational; no larger than 32"x42", except quilts.

**Class 27 Entomology - Display Mounted Bees**

- 3 worker and 3 drone honey bees mounted on pins, displayed in a frame w/ hook for hanging.
- Label with scientific name, date and location collected; plus member name and email on back.
- Must preserve and mount bees for entomology display (wings should be spread)

**Class 28 Microscope Analysis Portfolio: Palynology – Pollen or Entomology - Insects**

- 4 to 8 samples, one type of flower or insect per sample.



# **CLOTHING AND TEXTILES**

## **OBJECTIVES**

To give 4-H clothing project members the opportunity to:

1. Develop sewing skills of increasing difficulty.
2. Learn about textiles and their various properties.
3. Develop creativity and design skills.
4. Enhance public speaking skills.
5. Have fun.

## **RULES FOR EXHIBITION**

1. Exhibitor must be enrolled in a Somerset County 4-H clothing and textiles project.
2. Exhibitor must attend at least 70 percent of regular club meetings and/or activities.
3. Exhibitor must complete a 4-H record book by the week of fair. Completed project pages should be complete at the time of judging.
4. Exhibitor must complete at least one project in the Clothing & Textiles area.
5. Exhibitor must participate in the Fair Fashion Revue, which is held at 7pm on Thursday night of the Fair.

## **DIVISIONS**

### **Junior Division**

The Junior Division is comprised of members in Years 1-3. Members should choose one or more sewing projects to complete following the guidelines while enrolled in each respective year. Each year members should strive to make certain each project uses new skills and presents new challenges.

### **Senior Division**

The Senior Division is comprised of members in Years 4 +. Members should choose one or more sewing projects to complete following the guidelines while enrolled in each respective year. Each year members should strive to make certain each project uses new skills and presents new challenges.

## **AWARDS**

Exhibitors who meet the requirements above are eligible for receive Danish ribbons. If a member does not meet the requirements noted above, they will not be eligible for Danish Ribbons or Division Rosettes. The member will receive a participation ribbon.

Best in Division rosettes will be awarded. If a division has 5 or more 4-H members, a Second Best in Division rosette will be awarded. Division Rosettes will be awarded based on scoring at judging as well as input from the Clothing and Textiles judge.

If a member completes projects that are solely accessories or home items (bags, scarfs, curtains, etc.), they may still participate in judging, the fair and Fashion Revues. During judging, they will be eligible to receive Danish Ribbons; however, they will not be eligible for Division Rosettes.

## CLOTHING AND TEXTILES

### SUGGESTED PROJECTS AND YEAR GUIDELINES

The following guidelines are suggested for each Year in the Clothing and Textiles project.

- Year 1
  - Projects should not include zippers or button-holes.
  - Should a member make a shirt, dress or night shirt it should pull over their head.
  - Should a member make shorts, pants, pajama pants, or a skirt it should have an elastic waistband.
  - Projects do not need to be serged; however, if the member wishes to serge their project they are allowed to do so.
- Year 2
  - Projects may include zippers.
  - Projects should not include button-holes.
  - All projects should be serged.
- Years 3 - 4
  - Projects may include zippers and button-holes.
  - All projects should be serged.
  - Consider using knit fabrics or fabrics that require matching.
- Year 5
  - All projects should be serged.
  - Consider using advanced fabrics, i.e. silk, velvet, lace, voile, etc.
- Years 6 +
  - Follow the same guidelines as Year 5.
  - Consider taking part in the draping challenge.

#### Suggested Projects

The following list of suggested projects is meant as a starting point. Club leaders have final approval on all projects selected.

- |                    |   |   |
|--------------------|---|---|
| 1. Apron           | 2. Tote or beach bag                      | 3. Vest   |
| 4. T-shirt         | 5. Shorts                                 | 6. Pants  |
| 7. Jumper/Dress    | 8. Nightgown/Night Shirt                  | 9. Pajamas  |
| 10. Blouse         | 11. Robe                                  | 12. Bathing suit  |
| 13. Unlined Jacket | 14. Two or Three Piece Coordinated Outfit | 15. Party dress or gown   |
| 16. Tailored suit  | 17. Tailored jacket or coat               | 18. Other article of clothing, accessory or home décor project approved by club leader. |

# DAIRY

## OBJECTIVES

Members learn about the care and responsibility of raising dairy cattle. The project also educates the public about the dairy industry and the importance of dairy foods in a healthy diet. To strive to "Make The Best Better."

## RULES AND REQUIREMENTS FOR EXHIBITION

1. In order to exhibit, 4-H members must be registered in the dairy cattle project by January 1.
2. All members must give a club, county or state 4-H presentation, participate in 4-H wreaths and/or catalogue sales, and attend 70% of regular club meetings.
3. Handle and care for your own 4-H Project to the fullest extent possible as written on the lease papers.
4. Ages of dairy cattle are computed as of September 1, December 1, March 1 and June 1
5. Both Grade and Purebred animals may be shown. (Purebred animals over six months of age must be recorded in a registry association of recognized standing.) All animals must be owned or leased by the exhibitor as of May 1. The lease forms must be in the county 4-H Office by May 1.
6. Club members are not limited as to number of animals exhibited. Written entry forms must be received by the Tent Superintendent as of June 1st.
7. Club members shall be neatly dressed at all times, and when showing, must wear a clean white pants and shirt. Exhibitors must not wear any item that denotes personal herd or club identification during the show.
8. No one other than a 4-H club member may help in the fitting and showing of an animal at the fair. (Leaders may only help as an advisor.) All animals shown in the showmanship and fitting classes must be owned or leased by the 4-H'er exhibiting it.
9. Exhibitors will be expected to provide their own feed and equipment. Space occupied must be kept in a sanitary condition. All club members will participate in herdsman's duties or forfeit awards and future fair entries.
10. Each animal will be haltered with a strong rope halter or full face halter. Animals will be led with a proper halter. The Division Chairperson reserves the right to exclude unmanageable animals. Nervous animals requiring supervision will be the responsibility of the exhibitor and will require the exhibitor's constant attendance during the hours the Fair is open to the public.
11. Each entry must be a member of a qualified tuberculosis-free and qualified brucellosis-free herd. A current NJ certificate of veterinary inspection dated within 30 days of the fair must be presented and cows must go through veterinary inspection before unloading.
12. Vet inspections will take place Tuesday, the night before the fair and Wednesday morning. Contact your Division Chair for times.
13. The veterinarian will have final say on the health of any animal.
14. Animals must be on the fairgrounds by 10 am, Wednesday and will not be permitted to leave until after 11:00 pm, Friday evening. The only exception is milking animals, which may be brought, and leave the day of the show. Please make arrangements with division chairperson for vet inspection and unloading times.
15. 4-H members must have project record books up-to-date and turned into the Division Chairperson on or before 9 pm Tuesday night before the Fair.

## BREED CLASSES

(Ayrshire, Brown Swiss, Guernsey, Holstein, Jersey)  
(Some classes may be combined)

1. Junior Heifer Calves - under 6 months - born between March 1 and May 31 of current year.
2. Intermediate Senior Heifer Calves - born between December 1, 2021 and February 29, 2022
3. Senior Heifer Calves - born between September 1, 2021 and November 30, 2021.
4. Summer Junior Yearling Heifers - born between June 1, 2021 and August 31, 2021.
5. Junior Yearling Heifers - born between March 1, 2021 and May 31, 2021.
6. Intermediate Senior Yearling Heifers - born between December 1, 2020 and February 28, 2021.
7. Senior Yearling Heifers - born between September 1, 2020 and November 30, 2020.
8. Junior Champion.

9. Two year Olds - 2 years old and under 3 years - born between September 1, 2019 and August 31, 2020. (This class may be divided into dry 2 year olds, not yet fresh, and milking 2 year olds.)
10. 3 & 4 year olds - Milking cows that are born between September 1, 2017 and August 31, 2019.
11. Aged Cows - 5 years old and over - born prior to September 1, 2017.
12. Dry Cows – calved and freshened at least once, dry at least one week
13. Senior Champion.
14. Grand Champion.
15. Best of Show, the grand champion of each breed will compete for overall breed Champion
16. Best 4-H Bred Animal (all breeds)
17. Produce of Dam – two females, any aged, from the same dam; they may be shown by two different 4-H club members.
18. Dam & Daughter – may be shown by two different 4-H club members.
19. 4-H Farm Herd (each breed) – three females, any age, exhibited by at least two different 4-H
20. Beginner Fitting (first year, any grade, may be divided into 4-8 grade and 9-13 grade)
21. Beginner Showmanship (first year, any grade may be divided into 4-8 grade and 9-13 grade)
22. Junior Fitting (grades 5-8)
23. Junior Showmanship (grades 5-8)
24. Senior Fitting (grades 9-13)
25. Senior Showmanship (grades 9-13)
26. Best Fitted Animal
27. Best Beginner Dairy Record Book (first year, any grade)
28. Best Junior Dairy Record Book (grades 5-8)
29. Best Senior Dairy Record Book (grades 9-13)

## AWARDS

Best Beginner Dairy Record Book  
 Best Junior Dairy Record Book  
 Best Senior Dairy Record Book  
 Best of Show  
 Best 4-H Bred Animal  
 Best Beginner Fitter  
 Beginner Fitter  
 Best Junior Fitter  
 Best Senior Fitter  
 Best Fitted Animal  
 Best Beginner Showman  
 Best Junior Showman  
 Best Senior Showman  
 Ayrshire- Grand and Reserve Champion  
 Brown Swiss- Grand and Reserve Champion  
 Guernsey- Grand and Reserve Champion  
 Holstein- Grand and Reserve Champion  
 Jersey- Grand and Reserve Champion  
 Outstanding Dairy Herdsman

Prep members will receive participation ribbons

## 2022 Somerset County DOG Exhibitor Guide

### OBJECTIVES

The goals of the 4-H Dog Project are to teach basic care for good health and to train a dog so that it will become a well-mannered, happy family member. Members develop patience, persistence, and the value of hard work. The 4-H member learns to make decisions, accept responsibility, and understand a dog's behavior.

### RULES AND REQUIREMENTS FOR EXHIBITION

Exhibitor must be enrolled in a Somerset County 4-H dog project. Handler must be a registered member of a Somerset County 4-H dog club by Jan 1st of the current year. The dog must be registered by Dec 31st.

- 1) Exhibitor must have attended 70% of all business and training meetings.
- 2) Exhibitor must have completed, and presented a project book for the past year.
- 3) Exhibitor must have proof that the dog's inoculations are up to date.
- 4) Exhibitor must be responsible for and have control of their dog at all times.
- 5) Exhibitor and dog(s) are required to be at the Fair as scheduled, all three days from 9:30 am to 10:00 pm.
- 6) Friday night everyone needs to stay until all dog tents are cleaned.  
If a member leaves the dog division tent before Friday night breakdown is finished and finalized by a division chair, the member risks being FEO ONLY next year.  
Herdsman **MUST** help breakdown until they are required to report for Herdsman Duties
- 7) Exhibitor has given a formal or informal Presentation at the club, county, Community, State or National level.
- 8) Dress for show is as follows: **Consult division chairs for advice**
  - a) Obed. Classes:
    - i) Pants and 4-H T shirt or solid colored shirt.
  - b) Jr. Show.
    - i) Boys: dress pants and a collared shirt. Tie and or suits optional  
Girls: Skirt and blouse, dress or pants suit.

**You must wear sneakers or flats.**

- 9) First year exhibitors with extensive outside experience may be put directly in Junior (4th-8th graders) or Senior (9th-13th graders) Handling class, and will enter the obedience class at the level they have been training in rather than beginner's class.
- 10) Handlers may show in one obedience class that best reflects their level of achievement throughout the project year. Handler may enter a second higher level class if they have received at least 3 qualifying scores in the current level of their obed class or at the discretion of the leader or trainer. Proof of qualifying scores must be included on their entry form. This must in the current 4-H year.
- 11) Trainers will give each member a list of obedience classes they are eligible to enter based on the handler's ability and the dog's capability to perform the required exercises. **The 4-H dog TRAINERS have the final say in which obedience classes, the 4-H member can enter.**
- 12) Top placing scores in each class will receive trophies.
- 13) Participants are expected to be present for and participate in all parts of a class for which they are registered. This includes the presentation of trophies and ribbons at the end of a class. If there is a conflict with another 4-H activity, then she/she must notify ring stewards.
- 14) Every dog must enter the grooming class and be seen by the judge prior to Obedience classes.
  - a) A change in a class during the Fair needs to be brought to the attention to division chairs.

b) If a member's original project dog is unable to participate for valid reasons (coming in season, illness, injury, or death) before or during Fair, that member may compete with another current or former County 4-H project dog as approved by the Dog Division Chair. The member is eligible to place in Junior Showmanship and classes denoted as 'fun classes' (including agility). However, the member can only compete FEO for obedience. Grooming will be waived.

a. In the event that a dog's illness or injury would not prevent it from participating in Fair, a veterinarian's note MUST be provided to be kept on file in the dog tent at all times.

15) No one other than the 4-H member may groom or train the 4-H project dog on the Fairgrounds.

a) No food/bait is allowed in the Obed ring. food/bait is allowed in during Junior Show and fun classes.

b) There is a mandatory dog division meeting for all members and parents. Meetings will be announced in both clubs. Meetings will be at 6:30 pm prior to a meeting or training of each club.

c) Members may attend either meeting. A parent must attend with child.

NOTE: Members in grades 11 & 12 with 2 years of Fair experience in the club MAY attend the mandatory meeting without a parent.

16) No practicing will be allowed in the show ring at any time, unless listed on the Fair Schedule as having a specific practice time with a leader present (i.e. agility practice).

17) Attire rule still applies during those specified events.

## **Safety**

1. Members are NOT allowed to wear shorts, leggings, yoga pants, sweats, or pants with holes into the show ring AT ANY TIME.

2. Members are NOT allowed to wear flip flops or open toe/ backless, or high heeled shoes into the show ring AT ANY TIME OR ANY TIME ON THE FAIRGROUNDS.

3. Dogs exhibiting any signs of stress or distress (eg: biting, snapping, aggression, overheating, etc.) should be removed from the Fair immediately. Members should contact their leaders to find the safest way to accomplish this task.

## **CLASSES**

**GROOMING** - Dogs will be judged on how well the dog is groomed. Grooming class is required for ALL dogs that are entered in Fair. Grooming is scheduled to begin after Jr. Showmanship classes. If a dog is not present, it is the member's responsibility to schedule a time for the judge to check the dog. If the dog has not been judged in grooming prior to the Obedience class, the member/dog will compete as FEO.

**HANDLING** - The handlers must trot the dogs around the ring, then do a pattern as directed by the judge, and pose the dog in a standing position.

1. Beginner

2. Juniors 4 - 8 grades. This class may be split. If split, the winner of both classes will compete for Best Junior and will go onto Round Robin.

3. Seniors 9 - 13 grades. This class may be split. This class may be split. If split, the winner of both classes will compete for Best Junior and will go onto Round Robin.

## **OBEDIENCE**

NOTE: Fouling in the ring will result in a NON-Qualified score. Handler/dog may still finish class, but cannot place.

### **Beginner (all on leash)**

1. Simple Heeling: 40 points
  2. Sit for Examination: 20 points
  3. Long Sit (30 seconds): 30 points
  4. Long Down (60 seconds): 30 points
- 

### **Pre-Novice (all on leash)**

Pre-Novice -A & Pre-Novice- B

1. Heel on Leash: 45 points
  2. Figure Eight: 25 points
  3. Stand for Examination: 30 points
  4. Recall: 40 points
  5. Long Sit (1 minute): 30 points
  6. Long Down (3 minutes): 30 points
- 

### **Beginner Novice**

1. Heel on Leash (on leash): 40 points
2. Figure Eight (on leash): 40 points
3. Sit for Exam (on leash): 40 points
4. Sit Stay (leash dropped): 40 points
5. Recall (off leash): 40 points

This class uses signs to direct the exhibitor through some of the exercises.

---

### **Intermediate Novice (4-H)**

1. Heel (on leash): 45 points
  2. Figure Eight (on leash) 25 points
  3. Stand for Examination (off leash) 30 points
  4. Recall (off leash) 40 points
  5. Long Sit (off leash) 30 points
  6. Long Down (off leash) 30 points
- 

### **Novice**

1. Heel (on leash) and Figure Eight (on leash): 40 points
2. Stand for Examination (off leash): 30 points
3. Heel Free (off leash): 40 points
4. Recall (off leash): 30 points
5. Sit Stay Get Your Leash (off leash): 30 points

6. Long Sit (off leash, 1 minute) & Long Down (off leash, 3 minutes): 30 points

---

### **Advanced Novice**

1. Heel (on leash): 30 points
2. Stand for Exam and Call Dog: 30 points
3. Heel Free and Figure Eight (on leash): 40 points
4. Drop on Recall: 40 Points
5. Long Sit (handler across ring, 3 minutes): 30 points
6. Long Down (handler out of sight, 3 minutes): 30 points

### **Graduate Novice (AKC-based score sheet)**

1. Heel (on leash) and Figure Eight (off leash): 40 points
2. Drop on Recall: 40 points
3. Dumbbell Recall: 30 points
4. Recall Over High Jump: 30 points
5. Recall Over Broad Jump: 30 points
6. Stand Stay Get Your Leash: 30 points










### **AWARDS**

Danish ribbons for all participants.  
Trophies and/or rosettes for placements.  
Award for Best Junior Handler.  
Awards for highest scoring dog in Obedience Classes;

### **NOVELTY CLASSES - (There will be fun prizes for these classes.)**

1. Costume - Dog and/or handler will dress in costume.
2. Maze - Dog and handler negotiate a timed agility/obstacle course. Dogs must wear buckle collars, handlers must wear sneakers. Pull tabs or short leashes are encouraged.
3. Switch handler
4. Meet the Breeds
5. Others as the schedule allows



<b>Dog equipment</b>		
		
Choke collar - obedience	Martingale collar - obedience	
		
Buckle collar - obedience	6 ft leash for obedience <ul style="list-style-type: none"> <li>• Leather is better for hands, but nylon okay</li> <li>• Single handle, no lead (extra) handle</li> </ul>	
		
Jr Show collar	Jr Show lead - shorter and thinner than obedience leash	Jr Show loop lead (all-in-one) or martingale lead
<b>Other items for training</b>	<b>Other items for dog shows</b>	<b>Items NOT allowed</b>
Treats for training Water bowl / water Baggies (for cleaning up after your dog, inside or outside) Closed-toe shoes (for you)	Items listed to left <b>Brushes and combs</b> (for last minute grooming touch-ups) <b>Crate or pen</b> for your dog to rest in (dogs may not roam free) <b>Folding chairs or blanket</b> <b>Change of clothes:</b> you will need (dressy clothes) for Junior Showmanship and long pants and shirt for obedience	<b>No</b> collars with tags <b>No</b> prong collars <b>No</b> gentle leaders <b>No</b> halties <b>No</b> harness

## **Entomology**

**Objective:** Through hands on activities and outdoor exploration, members learn about the lifestyles, habitats, diets, anatomy and behavior of insects, arachnids and other invertebrates.

### **Members must:**

- 1) Meet general 4-H exhibitor requirements as outlined in the Exhibitor Guide.
- 2) Participate in club activities at Fair, including setup and take down.
- 3) Be a positive representative of 4-H.

### **Judged classes are separated by experience level.**

- Beginners have 1 year or less experience.
- Juniors have more than 1 year of experience and have not yet completed 8<sup>th</sup> grade.
- Seniors have more than 1 year of experience and have completed 8th grade.
- Prep exhibits can be critiqued but are eligible for participation ribbons only.

### **Classes:**

#### 1) Pinned Insect Collections:

##### a. Recommended specimens for each level are:

1. Beginner Collection: 2 -5 specimens; 2 orders
2. Junior Collection: 6 – 10 specimens; 3 orders
3. Senior Collection: 11 or more specimens; 4 orders

##### b. Collections are assessed on:

1. Correct labels
2. Pinning and mounting
3. Overall neatness and appearance

##### c. Collections will be displayed at Fair and should have a clear lid.

#### 2) Exhibit without specimens:

- a. Must be educational to fairgoers
- b. Should include photographs or drawings of featured insects
- c. Content must be appropriate for experience level

### **Exhibits are assessed on:**

1. Accuracy of information
2. Educational value
3. Overall neatness and appearance

## **Somerset County 4-H Exchange Association**

### **OBJECTIVES**

Club Members will have the opportunity to learn about the 4-H members from across country by hosting and visiting them. Each year an “exchange” will take place – either Somerset County, NJ 4-H Exchange members will host the exchange 4-H members from another state, or the Somerset County 4-H members will visit the exchange state and stay in host family’s homes. This club allows 4-H members to try new things – including farm chores or other responsibilities that the host family must complete on a daily basis. Field trips and other opportunities will be offered as large group events.

The emphasis is on making new friends, developing social skills, adapting to a new very temporary environment while learning about the lifestyles of other 4-H’ers throughout the country. There is no competition for this club.

### **RULES & REQUIREMENTS FOR EXHIBITION AT FAIR**

1. Attend 70% of club meetings.
2. Help at 70% of Exchange fund raising events.
3. Help at the Exchange Ice Cream booth at the Fair.
4. Promote Exchange at community events.
5. Promote a positive image of 4-H.
6. Set up a club exhibit at the Fair.
7. Maintain the ice cream booth where the exhibit is located.
8. Be in another 4-H Club, to understand 4-H culture.

April 2022

## **FASHION REVUES**

### **SPRING FASHION REVUE**

#### **OBJECTIVE**

1. To give members in the clothing and textiles project an opportunity to model the garments, accessories and home décor projects they have constructed in a supportive environment that allows for self-expression.
2. To give public recognition to the achievements of these members.
3. To encourage members to complete projects of increasing difficulty and creativity as they continue in the project.
4. To learn modeling skills to enhance self-confidence, increase poise, encourage good grooming habits and posture.
5. To write scripts and use accessories to increase skills of observation and self-expression.

#### **RULES AND REQUIREMENTS FOR PARTICIPATION**

1. Garments modeled must have been made during the project year.
2. Each participant must complete a project record book page for each sewing project.
3. To be eligible for awards, sewing projects must be judged prior to the Fashion Revue. Members may model other sewing projects that have not been judged.
4. Members may model more than once, showing a different sewing project each time.

#### **JUDGING**

Projects will be judged based on the number of years the member has been enrolled in a 4-H clothing and textiles project. In each succeeding year, new skills, methods and techniques should be used.

Leaders may recommend special categories for extraordinary creativity or skill in areas such as: use of fabrics, alterations, original design, use of trims or decoration, overcoming hardship, etc.

#### **AWARDS**

All entries receive Fashion Revue participation ribbons.

Special category certificates will be awarded at the discretion of the leaders.

#### **SPECIAL THANKS**

Special thanks are given to the following for their support of the Fashion Revue:

- Susan McDonald, Somerset County 4-H Clothing and Textiles Judge
- Jennifer Korneski, Somerset County 4-H/FCHS Healthy Living Program Coordinator
- Lisa Rothenburger, Somerset County 4-H Agent
- Somerset County 4-H Clothing Construction Clubs

## **FASHION REVUES**

### **4-H FAIR FASHION REVUE**

#### **OBJECTIVE**

- To expose the public to the accomplishments and creativity of 4-H members.
- To give 4-H members in the clothing construction project an opportunity to model their garments.

#### **RULES AND REQUIREMENTS**

1. Participants must be members of a Somerset County 4-H clothing construction club.
2. Participants must be present at the Clover Café, with their garments, accessories or home décor items to be modeled at the designated time. (Thursday Night of Fair)
3. Participants will model projects made within the past year.

#### **AWARDS**

Participation ribbons will be awarded.

#### **SPECIAL THANKS**

Special thanks are given to the following for their support of the Fashion Revue:

- Susan McDonald, Somerset County 4-H Clothing and Textiles Judge
- Jennifer Korneski, Somerset County 4-H/FCHS Healthy Living Program Coordinator
- Lisa Rothenburger, Somerset County 4-H Agent
- Somerset County 4-H Clothing Construction Clubs

## **Fiber and Wool Division**

**Objective:** The purpose of the fleece and wool division is to enable members to learn to prepare a fleece for show, to understand the production traits used to assess fiber, and to gain useful feedback on the quality of their fleeces which can be applied to developing their wool flocks.

### **Members must:**

- 1) Meet general 4-H exhibitor requirements as outlined in the Exhibitor Guide.
- 2) Participate in club activities at Fair, including setup and take down.
- 3) Be a positive representative of 4-H.

### **Classes:**

### **Awards:**

# FLEECE/FIBER

## OBJECTIVE:

To encourage 4-H members to raise animals for fiber, and teach 4-H members how to evaluate fiber.

## GENERAL RULES AND REQUIREMENTS FOR EXHIBITION

1. Members must belong to a Somerset County 4-H club.
2. All entries must be from a 4-H member's project animal.
3. Fiber must be from the current year and represent no more than one year's (12 months) growth.
4. Fiber should be free of debris and clean, but not washed.
5. Fleeces must be skirted and free of all manure.
6. Fleeces must be folded and submitted in a plastic bag, preferable clear.
7. Fiber will be judged according to the standard for the breed.
8. Entry forms will be available from the Fleece/Fiber – Open Division Chair.
9. Judging time and location will be determined by the Fleece/Fiber – Open Division Chair.

## CLASSES FOR FLEECE ENTRIES

1. Sheep
2. Alpaca

## AWARDS FOR FLEECE ENTRIES

All Prep entries receive a participation ribbon.

All other entries receive a Danish ribbon.

Best in Class: Rosette

Best in Show: medallion

---

## SPINNERS CHOICE – OPEN DIVISION

### GENERAL RULES AND REQUIREMENTS FOR EXHIBITION

1. Entries must fill a plastic lunch baggy – there must be enough to spin into a length of yarn for judging.
2. The majority of the fiber entered must be at least three inches in length, it is OK to have shorter pieces mixed in.
3. Fiber should be free of debris, dirt and excessive grease, and must be gently washed if greasy.
4. Any project animal with enough wool/hair to fill a lunch baggie can be entered, including but not limited to – dog, cat, sheep, goat, alpaca, rabbit cavies, hamsters, horse, and bovine.
5. Entry forms will be available from the Spinners Choice – Open Division Chair.
6. Judging time and location will be determined by the Spinners Choice – Open Division Chair.

### AWARDS FOR SPINNERS CHOICE

1. All Prep/Cloverbud entries receive a participation ribbon.
2. All other entries receive a Danish ribbon.
3. Best inner wear yarn: Rosette
4. Best Outerwear yarn: Rosette
5. Best rug yarn: Rosette

4-H Members will be divided into three groups:

1. Prep/Cloverbud -Grades K-3
2. Junior - Grades 4-8
3. Senior -Grades 9-13

# Garden Skills and Crafts

**OBJECTIVE:** to give all 4-H members an opportunity to learn, develop and display their skills in the garden. This will include soil management, water, management, wild file and insect management, including different types of gardening and the cycle of planting, pollination and harvesting.

## **Rules and Requirements for Exhibition:**

- Attend 70% of club meetings and activities
- Presentation must be done either county or club.
- All members must help with clean up and break down of the garden
- It is not mandatory for members to maintain a plot with in the garden but if a member chooses to, the plot must be keep according to the garden rules.
- Garden rules will be reviewed yearly, signed and kept in each member's record/Diary book.
- Members must display a Bee or Garden project at the fair.

## **Awards:**

Participations will receive noncompetitive club ribbons. The garden will be judged as a whole at the fair.



## **MODEL TRAIN**

### **OBJECTIVES**

1. To introduce young people, grades 4 to 13, to new or advanced skills by building and operating a modular Hi-Rail model railroad. Members will learn:

- Basic simple carpentry and proper use of tools by building a model railroad module
- Elemental principles of safe low-voltage electrical wiring necessary to operate the model railroad.
- Cooperation and team work through mutually erecting, connecting and operating the model railroad.
- Principles of graphic display in planning and creating theme, scenery and model structures.

2. To foster an understanding, knowledge and appreciation of regional history through the completion of a Member Project. Members will learn:

- Historical perspectives, geography and research techniques through the study of railroads, their history and the regional communities they serve and their equipment.
- To build and operate models and railroads.
- To build models of regional dwellings, occupations and communities to geographically demonstrate both historic work and life styles, especially as they are interrelated with regional historic railroads.

### **RULES AND REQUIREMENTS FOR EXHIBITION**

1. Only enrolled members of the 4-H Model Train Club may exhibit.
2. All exhibits must be the result of a club member's own effort.
3. All exhibits must be tagged with the member's name, age.
4. Module entries will be part of the club layout.
5. Modules will be judged on the basis of creativity and demonstration of knowledge of the topic selected.
6. Each entry shall be accompanied by a Personal Record Sheet.
7. Members will be scheduled to operate the display at the discretion of the leader.
8. Every member will assist in set up and take down of fair displays.
9. Every member will submit a completed project book.

### **CLASSES**

1. New and updated modules
2. First year - Oral presentation on assigned special railroad project.
3. Second year- Members learn the basics of methods and materials used in landscaping their modules.
4. Third year – (2 choices) A. Members select an undecorated railroad car and decorate it according to their research as to what the car should look like or B. Members can select a plastic Building Kit to be assembled and decorated.
5. Fourth year – Members are taught the basics of electricity and electronics. With this knowledge they upgrade their display.
6. Fifth and sixth years – Members select, draw and build a structure.
7. Senior projects – Special project that will enhance the club's modules and overall layout.

### **AWARDS**

All entries will receive Danish ribbons

Rosettes for 1<sup>st</sup>, 2<sup>nd</sup>, 3<sup>rd</sup> place in each class, depending on scores and number of entries.

March 2020

## **PET THERAPY OBJECTIVES**

Pet therapy aids people who are elderly, mentally challenged, or who have emotional problems, to open up and share through their response to animals. Club members visit a local nursing home, a local Veteran's Hospital, an animal rescue ranch, and petting zoo community events with their animals. Throughout the year, club members participate in making crafts and gift bags for these residences.

## **RULES FOR EXHIBITION**

1. Exhibitor must be a member of Somerset County 4-H Pet Therapy and have attended at least 70% of club meetings
2. Exhibitor must have taken part in 70% of club visits and shows.
3. Record books (exhibits) must be received at Fair display set up.
4. Exhibits are to remain on display until Fair closes at 10 p.m. on Friday. They can be picked up after tent break down Friday night.
5. Members must attend fair tent set up, display set up, and tent break down of fair.

3/2022

## **Poultry Division Exhibitor Guide**

### **Poultry Division Objectives:**

Members in this division will learn to care for, raise and show poultry, waterfowl and birds in a responsible manner.

### **Important dates:**

- All entry forms for this division are due to the (Co-)Chair July 15th.
- Set up of tent will be the Saturday before the Fair at a time mutually agreed upon by all clubs in the division. All youth and parents are expected to be at set up.
- All birds must be brought to the Fair for cooping in on the Tuesday night before Fair from 4-6 PM.
- All record books, displays and projects must be in place when the judging starts on Tuesday night at 6 PM. Any member not submitting a record book and science project will have their birds entered as “exhibit” only.
- Judging of birds will take place on Tuesday, beginning at 6 PM. Showmanship will be Wednesday Afternoon.
- No birds may be removed before the close of Fair at 10 PM on Friday.
- All youth and parents are expected to help with take down of the tent on Friday night and/or Saturday morning of the Fair.

### **1. Age requirements for participation in competitive and prep (non-judged) events:**

- a. Competitive events: Participants must have completed the 4th grade – 13th grade.
- b. Prep events: Participants must have completed Kindergarten – 3rd grade. Prep members will not be judged, but will receive commentary from the judge. Prep participants receive participation ribbons.

### **2. Only members in “good-standing” are eligible to show. They must meet the following requirements: (youth unsure if they have met these requirements should contact their club leaders for clarification)**

- a. Must have been a registered 4-H member in a poultry or livestock club as of January 1st of the current year.
- b. Must have attended at least 70% of club meetings/activities.
- c. Must have given a club, county, and/or state public presentation following 4-H presentation guidelines.
- d. Have been responsible for the physical care and training of the animal(s) to the fullest extent.

- e. Must have participated in a community service project within the past year.
  - f. Has a completed a 4-H Project Record Book for the animal project up to date of the show.
  - g. Must have completed a science project.
3. A New Jersey 4-H event permission form must accompany the entries, one per participant.
  4. Animals must have been owned by the 4-H member as of May 1 of the current year.
  5. All birds being judged must be at least 3 months old.
  6. All purebred fancy poultry and waterfowl will be judged according to the standards of the APA (American Poultry Association). Birds that are of mixed origin or non-recognized breeds may be entered as either Commercial (judged on meat/egg production) or Backyard (judged on bird condition.)
  7. No unsightly or sick entries will be accepted. Any animal deemed sick or diseased by any judge or show official will be removed immediately from the show and will not be allowed to participate.
  8. The following health verifications must be presented at the show registration and in your project books.
    - a. All poultry, including baby chicks, exhibition, exotic, and game birds going to public exhibitions in New Jersey shall originate from U.S. Pullorum-Typhoid clean or equivalent flocks, OR All poultry over 4 months of age shall have an individual negative Pullorum-Typhoid test within 90 days prior to the exhibit.
    - b. Turkeys shall be blood tested at more than 12 weeks of age.
    - c. Game birds shall be tested when more than 4 months of age or upon reaching sexual maturity, whichever comes first.
  9. All birds must be cooped separately unless an exemption by the show superintendent is granted.
  10. Any owner showing an animal that requires a permit must bring the permit to show.
  11. Leg bands for identification are optional.
  12. Birds are to be fed at designated times only by assigned herdsman and/or members. No one else is to be feeding or handling the birds.
  13. Every member will be responsible for making sure all birds have water at all times.
  14. Every member will be required to sign up for at least 3 hours of tent duty every day of the Fair. Members on tent duty should man the poultry division table, and be available to answer questions from the general fair attendees.
  15. All entries will receive Danish ribbons, unless disqualified. Prep division will receive participation ribbons.

16. In order for a Best of Variety to be awarded, there must be at least 2 exhibitors and 5 birds of one breed/variety shown.
17. In order for a Best of Breed to be awarded, there must be at least 2 exhibitors and 5 birds of one breed shown.
18. In order for a Best of Class to be awarded there must be at least 2 exhibitors and 5 birds of one class shown.
19. In order for a Champion Large Fowl to be awarded there must be at least 2 exhibitors and 5 Best of (large fowl) Class awards.
20. In order for a Champion Bantam to be awarded there must be at least 2 exhibitors and 5 Best of (bantam) Class awards.
21. In order for a Champion Waterfowl to be awarded there must be at least 2 exhibitors and 5 Best of (waterfowl) Class awards.
22. In order for a Champion All of Species (Turkeys, Pigeons, Doves, Guineas, Pheasants, Peafowl, Quail) to be awarded there must be at least 2 exhibitors and 5 Best of (Turkeys, Pigeons, Doves, Guineas, Pheasants, Peafowl, Quail) Class awards.
23. Birds must be judged Excellent in order to be awarded Best of Variety, Best of Breed and/or Best of Class.
24. A Backyard class will be available. Any bird may be entered in this class. Birds will be judged on condition. Danish ribbons will be awarded.
25. Cages, shavings, feed, watering cups, and, when necessary, trophies will be supplied by the clubs or division.
26. SCIENCE PROJECTS ARE MANDATORY. Preps (Cloverbuds) and first year members are allowed to do a poster. Junior and Senior members must do a model or have a poster showing what you had built.
27. Classes for Eggs: Largest Egg, Smallest Egg, Oddest Egg, Best Dozen. Only one entry for each of these classes per member is permitted. There must be at least 3 exhibitors in an egg class for a rosette to be awarded.

## **JUDGING**

1. The Division Chairperson has the authority to add, delete, and/or combine classes with the number of entries.
2. Beginner denotes 1st year showing regardless of grade. Prep (Cloverbuds) are members in grades K-3. Juniors are members grades 4-8. Seniors are members grades 9-13.
3. Birds shall be designated Cock (a male one year or older), Hen (a female one year or older), Cockerel (a male under one year), and Pullet (a female under one year).

4. All birds will be cooped by class as listed in the American Standard of Perfection.
5. Bantams will be judged according to the latest edition of the American Bantam Association Standard.
6. Large fowl, waterfowl, turkeys, pigeons and game birds will be judged by the current American Poultry Association Standard of Perfection.
7. The ABA and APA Standards will be the basis for resolving any questions concerning qualification of a bird.
8. Trophies and Rosettes will be awarded to Excellent exhibits only. Prizes offered may be subject to number of entries per class/breed/variety.

**Awards:**

Please note: Trophies and Rosettes are awarded to Excellent exhibits only. Prizes may be offered subject to the number of entries per class. For Showmanship (Beginner, Junior and Senior), Record Book (Junior and Senior) and Science Project (Junior and Senior) a minimum of two entries are needed for a Rosette/Medallion to be awarded; a Danish ribbon will be substituted if less than the minimum number of entries. Prep (Cloverbud) members will only be eligible for a participation ribbon.

Showmanship - Beginner: Rosette, Medallion

Showmanship - Junior: Rosette, Medallion

Showmanship - Senior: Rosette, Medallion

Record Book – Junior: Rosette

Record Book – Senior: Rosette

Science Project – Junior: Rosette

Science Project – Senior: Rosette

Egg Competitions: Danish

Best of Variety: Danish

Best of Breed: Danish

Best of Class: Danish

Champion Large Fowl: Trophy and Rosette

Reserve Large Fowl: Rosette

Champion Bantam: Trophy and Rosette

Reserve Bantam: Rosette

Champion Waterfowl: Trophy and Rosette

Reserve Waterfowl: Rosette

Champion All Other Species: Trophy and Rosette

Reserve All Other Species: Rosette

At the pleasure of the division chair, and with the advice and consent of all clubs involved in the division, the following classes may be offered to the division. Awards will be Danish ribbons.

Commercial Poultry: Dual Purpose, Egg Producers, Meat Producers

Club Bird Project Trio (3 pullets)

3/2020

## **4-H Sentinels – Model Rockets**

### **Objectives:**

Provide an environment where members can learn about and participate in building and launching Model Rockets. Members learn about the principles of rocketry and how to construct a flying model rocket while learning the importance of safety, patience and experience. The club has a full range of age groups creating an environment where younger members learn from older, more experienced leaders. The club provides a fun, informal, social environment for members to showcase their building skills and creativity.

### **Details:**

The club meets once a month on the 2<sup>nd</sup> Wednesday at the 4H Center 7-8:30pm. Rocket launches are scheduled a couple of times a month during the Spring and Summer, culminating in showcasing and launching member's rocket projects at the 4H fair in August. Members build and launch their own model rockets either build from kits or individually designed and created. The club is open to members grade 2-13. (Parent attendance required for grades 2-3). No experience necessary. Parent involvement supporting the club and 4H in general is encouraged to "Make the Best Better"

### **Club Rules:**

1. Regular attendance of the meetings and other events.
2. Always show good sportsmanship and respect for others
3. Share creative ideas and support other members in their model rocket projects
4. Participate in fundraising for 4-H.
5. Display your model rockets at the 4-H Fair
6. Contribute posters, pictures and/or videos to display at the 4H Fair
7. Participate in 4-H Fair setup, tent activity, and breakdown.

### **Awards:**

- No formal competition or awards, but members may receive recognition of their club accomplishments showing their club contributions, support of other members and leadership



## **Senior Council**

### **OBJECTIVES**

Club Members will focus on leadership and community service through helping 4-H programs and other 4-H clubs, county organizations and events.

The emphasis is on fun and cooperative activities, while allowing members to enhance their public speaking, leadership, mentoring, personal creativity & inter-personal skills. There is no competition for this club.

### **RULES & REQUIREMENTS FOR EXHIBITION**

1. Attend 70% of club meetings.
2. Attend 70% of club community events.
3. Promote 4-H at community events.
4. Promote a positive image of 4-H.
5. Set up and clean up a club exhibit at the Fair.
6. Maintain the tent where the exhibit is located.
7. Help at various fund-raising booths at the Fair.

March 2020

## **4-H Technomaniacs**

### **Objectives:**

Provide an environment where members can showcase their creativity, cooperation and friendly competitiveness in a variety of ways loosely tied to many different forms of technology and technology related projects. The club fosters a flexible, open environment allowing its members to define, drive and share their projects with support from their peers and leadership. The club provides a fun, and safe environment where member ideas and opinions can be shared and members collaborate with others respectfully. The club was founded as the “Minecraft Club” but quickly expanded into various forms of computer gaming, content creating and crafting.

### **Details:**

The club meets twice a month on the 2<sup>nd</sup> Tuesday and 4<sup>th</sup> Monday at the 4H Center 7-9pm. Other meetings are announced based on need and availability both virtual and in-person. Members from grades 4-13 are welcome to attend meetings and club events and bring their own ideas and interests to continue to grow and enhance the club. Parent involvement supporting the club and 4H in general is encouraged to “Make the Best Better”

### **Some previous project areas:**

- Shared Minecraft server where members play cooperatively and build together in a common environment
- Competitive computer and console gaming as individuals and teams
- Variety of crafts and art projects with technology or gaming themes both present and past
- Retro gaming via simulation platforms and devices back to early electronic gaming such as Pong, and early game consoles and platforms.
- Video content creating via Youtube and use of other technology tools to share and collaborate on.

### **Club Rules:**

1. To maintain a responsible attendance.
2. Always show good sportsmanship and respect for others.
3. Present club work through county presentation, club presentation or other demonstration and sharing with club members.
4. Participate in fundraising for 4-H.
5. Contribute posters and/or project pictures to club fair display.
6. Participate in 4-H Fair setup, group tent activity, and breakdown.

### **Awards:**

- No formal competition or awards, but members may receive recognition of their club accomplishments showing their club contributions, support of other members and leadership

## Theatre Arts

- OBJECTIVES
  - To create and maintain an acting ensemble; a group that works together to create and perform scenes and plays.
  - To provide hands-on leadership opportunities in all areas of theatre including play writing, directing, costuming, set design and production, publicity, sound tech, and stage management.
  - To learn the craft of acting through theatre games, improvisation, movement, vocal exercises and creative dramatics.
  - To provide opportunities for study of characterization, crafting and audition skills.
  - To take skills learned and perform at the Somerset County 4H Fair and any other opportunities that come up.
  - To participate in county-wide 4H activities
  - To participate in community service projects.
  
- The emphasis is on fun and cooperative creativity while allowing members to enhance performance and public speaking skills. There is no competition for this division.
  
- RULES AND REQUIREMENTS FOR EXHIBITION
  - Attend 70% of Club meetings and activities
  - Perform at fair, county, club and community events.
  - Only 4-H Clover Ensemble members who meet attendance requirements can perform/crew at the Fair.
  - Help design, create and set up a club exhibit at the fair.
  - Record individual progress by completing the Theatre Arts Record Book
  - For members of Clover Ensemble for more than 2 years (i.e. this is their 3rd year in the club), a Public Presentation must be done.
  - Pay \$5.00 annual dues
  - Sell at least one Ad for the Fair Program Book OR contribute \$10.00 for a large club ad.
  - Promote a positive image of 4-H and the theatre arts
  
- AWARDS
  - All club members who meet requirements for exhibition will be eligible for annual awards including Fair Participation Ribbons, individual Club Awards, and 4H County Recognition Awards.